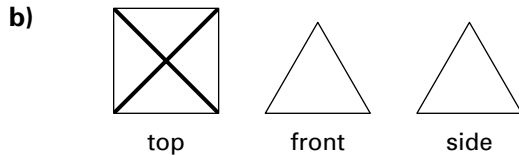


going from the tip to each vertex of the base. Draw what you see using thick black lines to show changes in depth.

(4) Imagine you are looking at the pyramid from the front. You would see only the face of a triangle. Draw what you see.

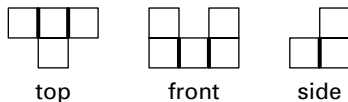
(5) Imagine you are looking at the pyramid from one side. You would see only the face of a triangle. Draw what you see.



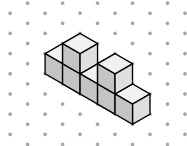
2. Follow these steps to build a structure using the top, front, and side views. (1) Start with the side view, because there are no changes in depth. Use six cubes to build the side. (2) Look at the top view of the structure you have built. It matches the top view in the drawing. (3) Look at the front view of the structure you have built. It matches the front view in the drawing. (4) Your structure is finished, because it matches all three views.

Test Yourself

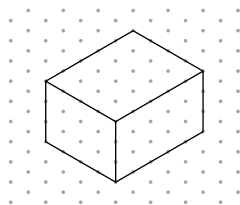
1. C
2. A and B
3.



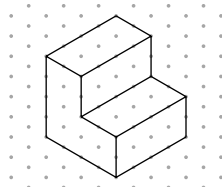
4.



5. a)



b)



6. Follow these steps to draw top, front, and side views of the structure. (1) Imagine you are looking at the structure from above. You will see six cubes arranged in a rectangle with a width of two cubes and a length of three cubes. The top left cube is raised above the rest. (2) Imagine you are looking at the structure from the front. There are two cubes side by side. Directly above the cube on the left is another cube at a different depth. (3) Imagine you are looking at the structure from the right. There are three cubes in a row. Directly above the cube on the far right is another cube at a different depth.

Chapter 11

11.1 Surface Area of a Rectangular Prism

1. a) 4 cm by 6 cm; 24 cm²
b) 4 cm by 2 cm; 8 cm²
c) 2 cm by 6 cm; 12 cm²
d) Surface Area = $2 \times (24 \text{ cm}^2 + 8 \text{ cm}^2 + 12 \text{ cm}^2) = 88 \text{ cm}^2$
2. a) 28 cm² b) 32 cm² c) 78 cm²
3. a) 46 cm² b) 280 cm² c) 138.2 cm²

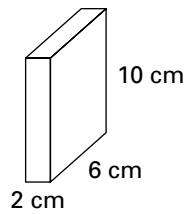
11.2 Volume of a Rectangular Prism

1. a) 12 cubes b) 32 cubes
c) 120 cubes
2. a) 64 cm³ b) 1176 cm³
3. a) 12 cm³ b) 450 cm³
c) 64 cm³ d) 196 cm³
e) 100 000 cm³ f) 1237.5 cm³
4. She should buy (c), the Super Clean filter.
5. a) 4 cm b) 4 cm c) 9 cm d) 260 cm³
e) 8 cm f) 12 cm
6. Two possible sets of dimensions are 10 m by 3 m by 2 m; and 6 m by 5 m by 2 m.
7. Brand 3 is the best buy, because it has the lowest price per cm³. (Find the volume, then divide the price by the volume to find the price per cm³.)
8. 128 units³
9. Yes, Miguel should accept. Jody's box has a larger volume than his box.

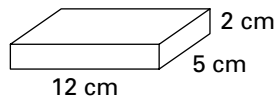
11.3 Solve Problems by Guessing and Testing

1. b) $2 \times 6 \times 10$ c) $12 \times 5 \times 2$
d) $6 \times 5 \times 4$ e) $4 \times 15 \times 2$

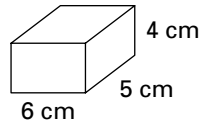
2. b)



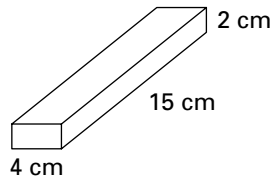
c)



d)



e)



3. The three prisms can have dimensions 2 cm \times 9 cm \times 10 cm; 3 cm \times 6 cm \times 10 cm; 6 cm \times 6 cm \times 5 cm; or any other combination of three numbers that multiply to give 180 cm³.

Length (cm)	Width (cm)	Height (cm)	Surface Area (cm ²)
100.0	40.0	50.0	22 000
90.0	44.4	50.0	21 432
80.0	50.0	50.0	21 000
70.0	57.1	50.0	20 704
60.0	66.7	50.0	20 674
50.0	80.0	50.0	21 000

According to the chart above, a base with length = 60.0 cm and width = 66.7 cm results in the smallest surface area. This is a good answer. However, you can keep going to find a better answer. Notice that these dimensions are almost equal. From this, you can guess that a length and width that are equal will result in the smallest possible surface area:

Length (cm)	Width (cm)	Height (cm)	Surface Area (cm ²)
63.2	63.2	50	20 628.5

5. 25 cm, 30 cm, and 10 cm

11.4 Relating the Dimensions of a Rectangular Prism to Its Volume

1. a) i) 4 cm \times 6 cm \times 10 cm
ii) 4 cm \times 5 cm \times 12 cm

- b) If you doubled the height of the dimensions in part (i), the new volume would be 480 cm³, or double the original volume.
c) Yes, the new volume would be equal. Doubling any one dimension results in a volume that is doubled.

- d) i) 480 cm³ ii) 480 cm³
2. a) 720 cm³ b) 180 cm³ c) 1080 cm³
d) 5 cm e) 100 cm f) 1 cm

11.5 Exploring the Surface Area and Volume of Prisms

1. a) 96 cm² and 64 cm³
b) 136 cm² and 64 cm³
c) 160 cm² and 64 cm³
2. a) 64.0 cm² and 28.0 cm³
b) 64.0 cm² and 32.0 cm³
c) 64.0 cm² and 34.848 cm³
3. The prism on the right side has the greatest surface area. If two prisms have the same volume, the prism that is closest in shape to a cube will have the smallest surface area.
4. The prism on the left side has the greatest volume. If two prisms have the same surface area, the prism that is closest in shape to a cube will have the greatest volume.

Test Yourself

1. a) 78 units² b) 32 units²
c) 142 cm²
2. a) 24 units³ b) 48 units³
c) 360 cm³
3. a) 248 cm² b) 240 cm³
c) 120 cm³ d) 480 cm³
4. a) 30 cm³ b) 1 cm
c) 3 cm d) 125 cm³
e) 21 cm³
5. Sandra's tower should be 3 blocks high.

Chapter 12

12.1 Exploring Probability

1. a) probably $\frac{1}{2}$ to 1, depending on your habits
b) $\frac{1}{2}$ c) 0 d) probably about $\frac{1}{8}$
e) $\frac{1}{2}$
2. a) This is not a fair game.
b) Omar is most likely to win.